

**Hybrid Junction,
20 - 300 MHz**

**HH-105
V3**

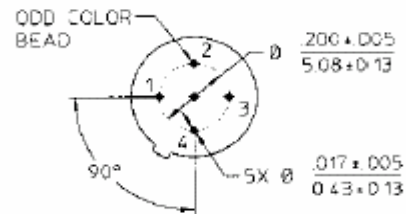
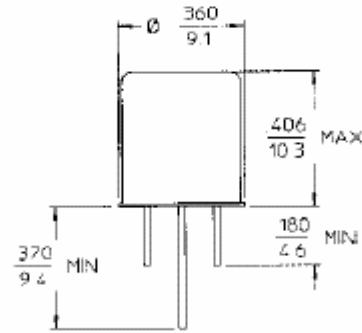
Features

- 0° - 180° Hybrid in TO-5 Package
- High Isolation
- MIL-STD-883 Screening Available

Description

3 dB Hybrids are ideal for dividing a signal into two signals of equal amplitude and a constant 90° or 180° phase differential and for Quadrature combining or performing summation/differential combining.

TO-5-2



Pin Configuration

Pin No.	Function	Pin No.	Function
1	A	3	D
2	B	7	C

Lower dimensions are in mm
 Unless otherwise noted: .XXX = +.010 (XX = ±0.25)
 XX = +.02 (X = ±0.5)
 Weight (Approx): 0.11 Ounces 3 Grams

Electrical Specifications¹: T_A = -55°C to +85°C

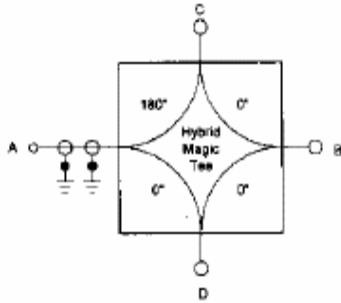
Parameter	Test Conditions	Frequency	Units	Min	Typ	Max
Insertion Loss	Less Coupling	20 - 300 MHz	dB	—	—	1.0
Isolation	—	20 - 300 MHz	dB	28	—	—
Amplitude Balance ²	—	20 - 300 MHz	dB	—	—	0.25
VSWR	—	20 - 300 MHz	Ratio	—	—	1.3:1
Phase Balance ²	—	20 - 300 MHz	°	—	—	2
Impedance	—	20 - 300 MHz	Ohms	—	50	—
Input Power	—	20 - 300 MHz	Watts	—	—	0.5

1. All specifications apply with 50 ohm source and load impedance.
 This product contains elements protected by United States Patent number 3,508,171
 2. Differences measure between C & D feeding A or B.

**Hybrid Junction,
20 - 300 MHz**

**HH-105
V3**

Functional Diagram

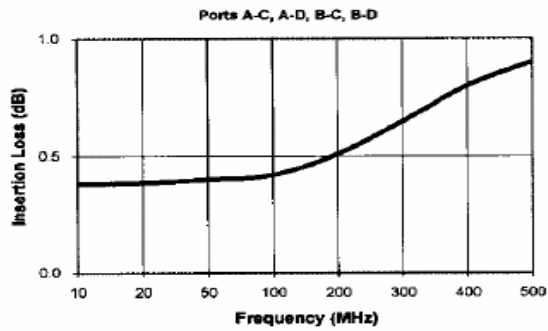


Ordering Information

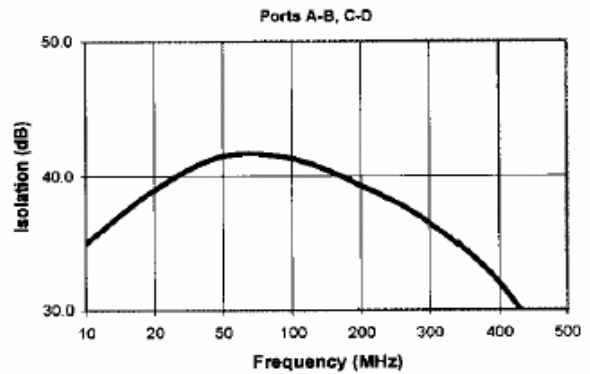
Part Number	Package
HH-105 PIN	TO-5-2

Typical Performance Curves

Insertion Loss



Isolation



VSWR

